

6.35SH

RTH

A red MAGNI telescopic handler is shown from a side profile, with its boom extended upwards and slightly to the left. The boom is black and red, with 'MAGNI' written in white on the red section. The handler has a black cab with a red 'M' logo on the side. The base is red and black, with 'RTH 6.35 SH' visible on the side. The background features large, bold, red letters 'RTH'.

MAGNI
TELESCOPIC HANDLERS

Maximum lifting height: 34.90 m
Maximum reach: 27.00 m
Electronically controlled hydrostatic transmission
Automatic levelling device
Scissors stabilizers

RTH 6.35 SH

MACHINE MODEL	Rotary telescopic handler	RTH 6.35 SH	
	Maximum lifting capacity	6,000 kg (center of gravity 600 mm)	
	Maximum lifting height	34.90 m	
	Rotation	360° (continuous)	
ENGINE	Type	Mercedes OM 934 LA Stage IV	Mercedes OM 904 LA Stage IIIA
	Rated Power	170 kW - 231 HP @ 2,200 rpm	145 kW - 196 HP @ 2,200 rpm
	Maximum torque	900 Nm @ 1,200-1,600 rpm	705 Nm @ 1,200-1,600 rpm
	Displacement	5.13 l	4.8 l
	Cylinders	4 in line	4 in line
	Fuel	Diesel direct injection turbocharged	Diesel direct injection turbocharged
	Cooling System	Water - intercooler	Water - intercooler
TRANSMISSION	Type	Hydrostatic	
	Model	Bosch - Rexroth	
	Maximum pressure	500 bar	
	Displacement	Variable displacement pump electronically controlled. Variable displacement motor	
AXLES AND BRAKES	Type	Axles with epicyclic reduction gear	
	Rear axle	Oscillating and steering with hydraulic locking	
	Front axle	Oscillating and steering with levelling +/- 10°	
	Service brake	Hydraulically activated, oil-immersed multi-disc type on each axle	
	Parking brake	Hydraulic with negative action	
	Tyre sizes	445/65 R 22,5	
PERFORMANCE	Max. travel speed	40 km/h	
	Drawbar pull	125 kN	
	Gradeability	43%	
	Turning circle (at forks)	6,835 mm	
WEIGHTS	Total unladen	23,870 kg	
	Front axle unladen (boom retracted and lowered)	11,970 kg	
	Rear axle unladen (boom retracted and lowered)	11,900 kg	
TANK AND SYSTEM CAPACITIES	Diesel fuel tank	280 l	280 l
	AdBlue	40 l	N/A
	Hydraulic fluid	250 l	250 l
	Engine oil	20,5 l	16 l
	Coolant	36 l	36 l
HYDRAULIC CIRCUIT FOR MOVEMENTS	Max. working pressure	350 bar	
	Circuit type	Load sensing	
	Service pump	Bosch Rexroth - Variable displacement	
	Distributor for boom and turret movements	Danfoss - Electroproportional valve SIL 2	
	Distributor for stabilisers	Bosch Rexroth - Electro-hydraulics controls	
Movements control	2 joystick Danfoss with two shafts with dead man safety device - Management with CAN bus technology		
STANDARDS MET	EN 13849: concerning the safety of all machine controls EN 13000: concerning standards for hydraulic cranes EN 280: concerning standards for mobile elevating work platforms FOPS/ROPS EU 2016/1628: concerning engine emissions standards EN 1459-2: concerning standards for slewing variable-reach trucks		

The data in this brochure are informative and subject to change without notice

REV08_A

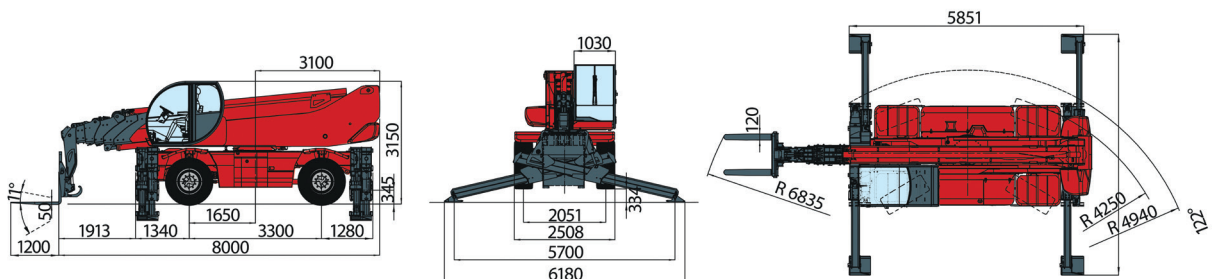
MAIN SECTORS



CONSTRUCTION INDUSTRY



FEATURED PROJECTS

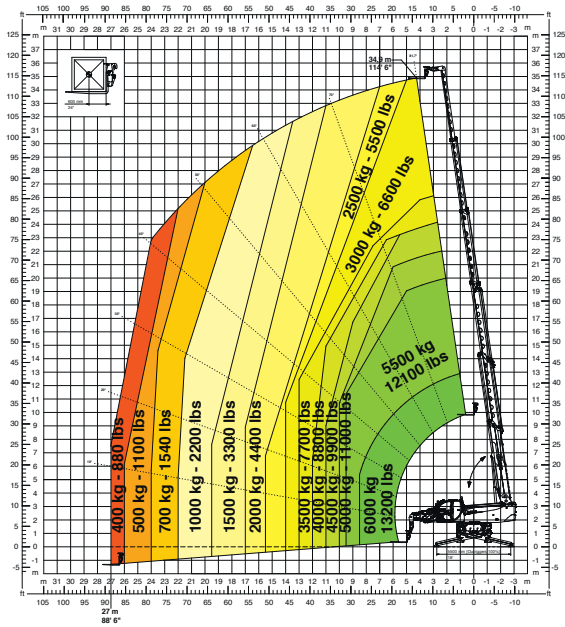


Magni Telescopic Handlers srl

Via Magellano, 22 - 41013 Castelfranco Emilia, Modena, Italia - Tel: +39 059 8630811 - Fax: +39 059 8638012
 commerciale@magnith.com - www.magnith.com

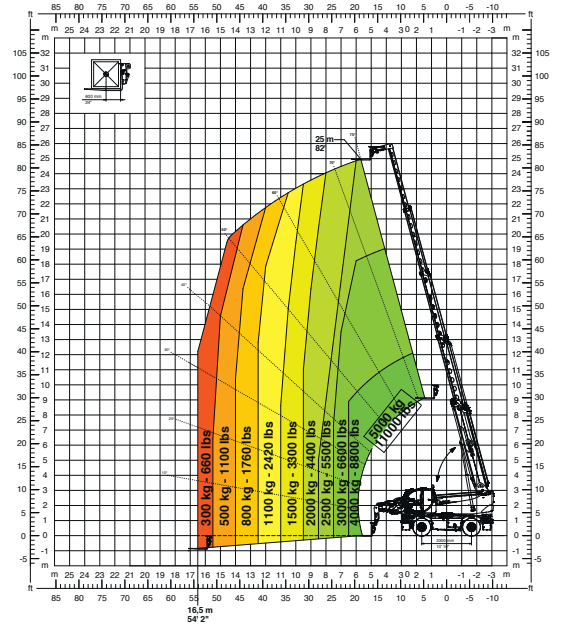
**360° LOAD CHART
ON FULLY EXTENDED STABILISERS**

ON STABILISERS



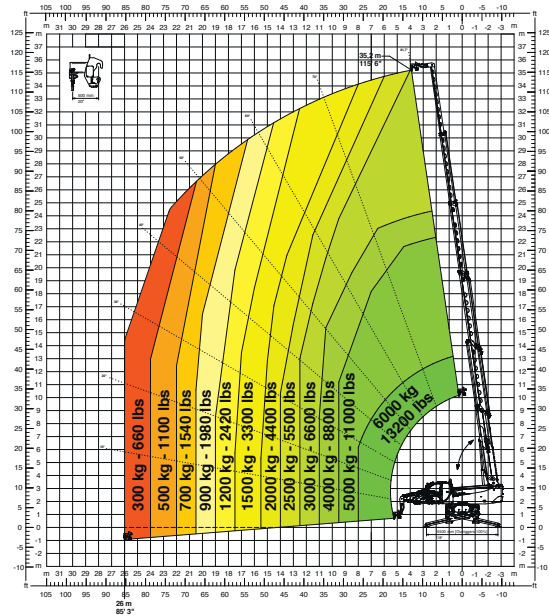
FRONT LOAD CHART ON TYRES

ON TYRES



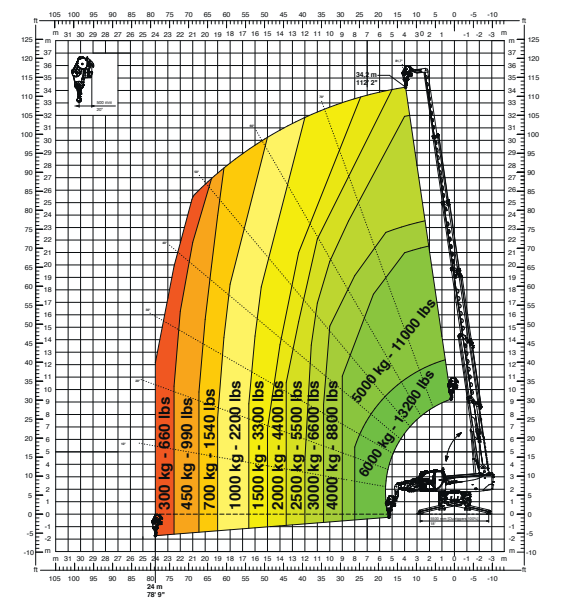
HOOK 6,000 kg

H 6



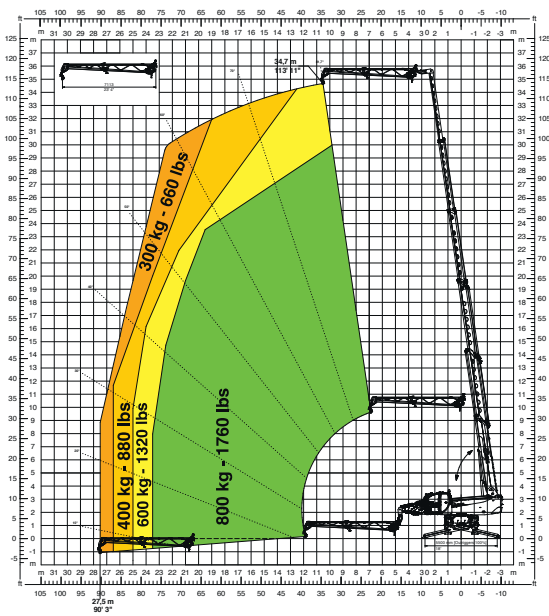
WINCH 6,000 kg

W 6



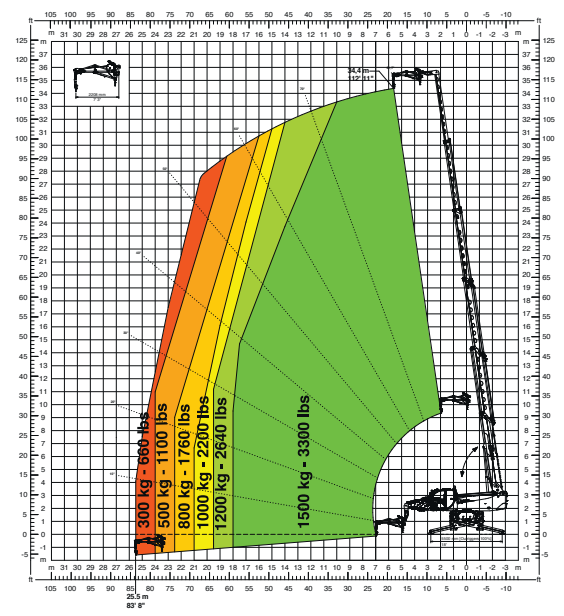
JIB WITH WINCH 800 kg

JW 800



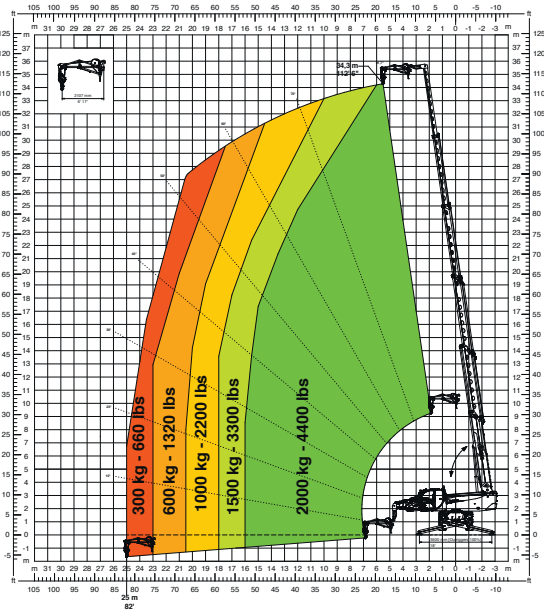
JIB WITH WINCH 1,500 kg

JW 1500



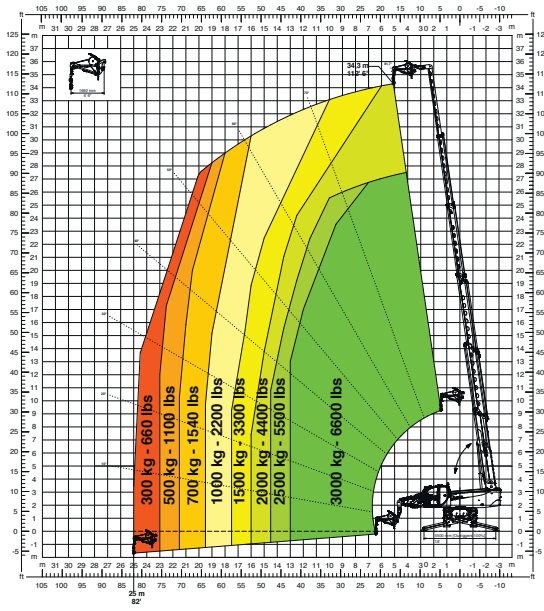
JIB WITH WINCH **2,000 kg**

JW 2000



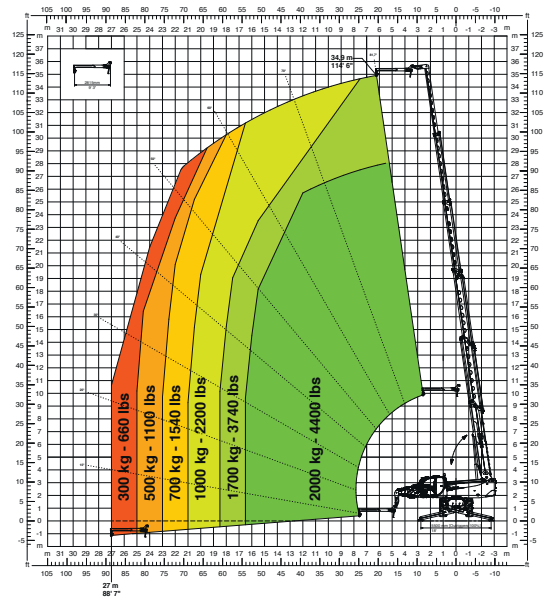
JIB WITH WINCH **3,000 kg**

JW 3000



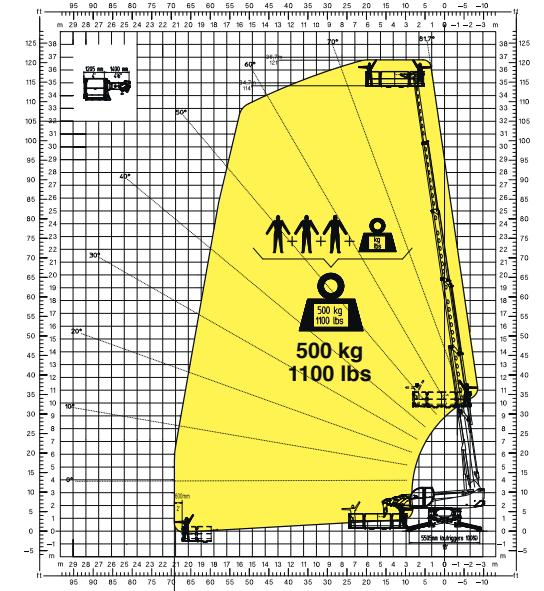
JIB **2,000 kg**

J 2000



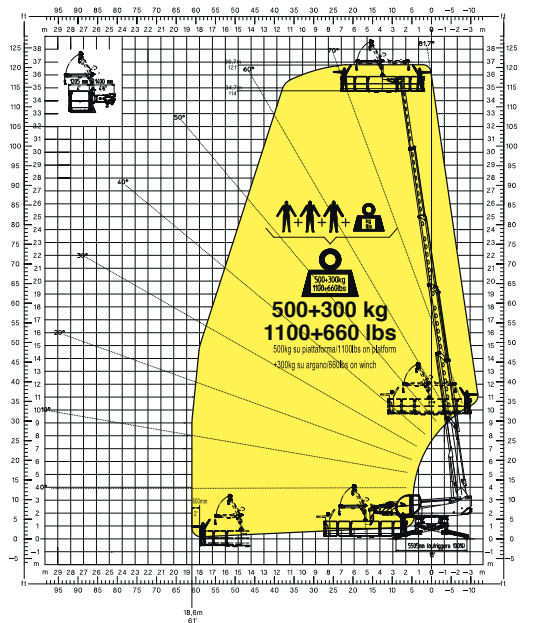
ROTATING EXTENDABLE BASKET **500 kg**

REP 2-4,5



BASKET 6,5 m **500 kg**
WITH WINCH **300 kg**

REP 5,2-6,5 W0,3



ROTATING EXTENDABLE BASKET **1,000 kg**

REP 10.2-4,7

